

# Steel Pipe



## Steel Pipe Specifications

### SAWL, SAWH, ERW

- Steel Grades: EN10224: L235, L275, L355  
EN10217: P195, P235, P265  
API Grade B: X42, X52, X60, X65
- Test certification to EN 10204/3.1

### Pipe Diameters

100mm - 4000mm inclusive.

### Pipe Lengths

6m, 9m, 12m, 13.5m lengths or to suit customer requirements.  
Shorter, closure lengths available.

### Joining Systems

- Butt Weld Joint
- Socket Weld Joint
- E Joint
- Flanged Joint

### External Coatings

- DIN 30670: Three layer polyethylene blue or black
- DIN 30678: Three layer polypropylene; FBE
- Scotchkote: Versathane; Durathane; Interthane

### Internal Lining for Potable Water

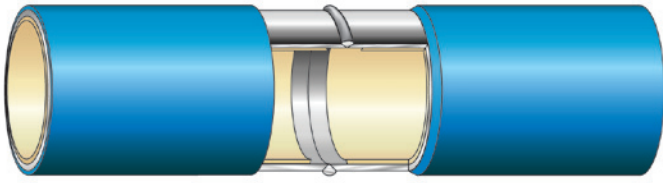
- EN 10298: Cement mortar DWI 31 4 a
- ISO 16132: Seal coated cement mortar
- 3M 22P-1: Scotchkote 162 PWX
- Axson - BS coatings 468 Thixo

### Internal Linings for other fluids (brackish / salt water / extremely aggressive water / sewage sludge) available on request and include:

- Scotchkote
- BS Coatings
- Versathane

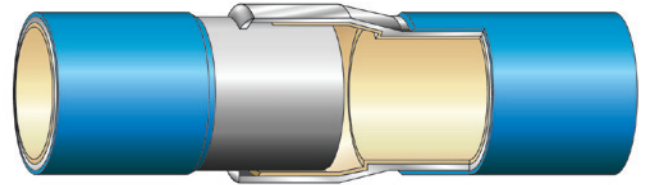


# Joining Systems...



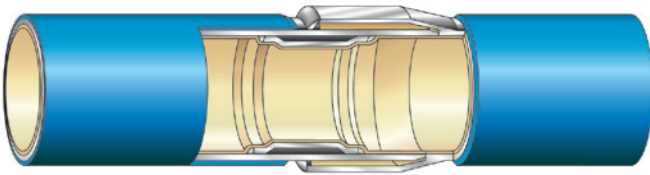
## Butt Weld Joint

Perfect for cement mortar lined and epoxy lined pipelines where man entry is possible.



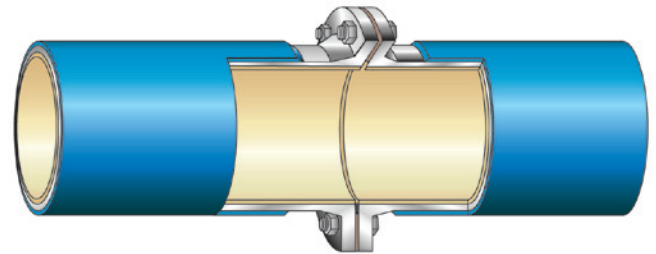
## Socket Weld Joint

Perfect for cement mortar lined pipelines with or without epoxy seal coat.



## E Joint

Perfect for epoxy lined pipelines where man entry is not an option or reduced weight per metre is required.



## Flanged Joint

Perfect for bridge crossings.

---

**Linings:** Cement mortar lining and cement mortar with seal coat (no repair needed). Epoxy lining (repair required on butt weld and socket weld. No repair needed on E Joint).

**Protection:** Blue 3 Layer PE; 3 Layer PP (both 1.8-4mm thick depending on OD); FBE (500 µm - 1.5mm thick). Sewage pipes would be black in colour.

**Pressure rating:** 1-150 bar depending on steel grade, OD and wall thickness.

**Fittings:** Made to suit.

