



ManUp Key

The revolutionary innovation for raising manholes

Patent: PCT/GB2016/053399

Trade Mark: 3141707

Your distributor is:



ft pipeline systems

T: 01543 416024

www.ftpipelinesystems.co.uk

**Made in
the UK**





The current, traditional techniques of releasing stubborn access covers have been shown to have health and safety implications. The ManUp Key provides a one-man solution to allow stuck access covers to be released without chiseling or hammering. With other tools, injuries can be caused from using poor lifting techniques, or, from tools slipping.


Traditional access cover keys allow bad lifting techniques with the operator stooped and unable to judge the force required to free the cover, usually meaning multiple operators are required. Severe back injuries can easily be caused and are detrimental to both the individual releasing the access covers and to the employer as it could potentially cost them money.

Work Smarter, Not Harder!

Current methods of releasing access covers also often result in damaging the cover requiring them to be replaced, often at the company's expense. Its patented slide hammer exerts a momentary upward force capable of releasing stuck, jammed and rusted access covers quickly and efficiently. This action breaks any seal that grit, grime or rust has created, minimising damage to the cover and the chamber, effectively reducing repair and replacement costs.



ManUp Key User Guide



How to use the ManUp Key

1. Always ensure your ManUp Key is in good condition and set up properly before use. The interchangeable tips and locking pin will eventually show signs of wear after repeated use. Replace these parts accordingly.
2. Make sure you've cleared the area around the manhole, moving and avoiding any potential trip hazards.
3. Select the tip most suited for the manhole you intend to lift. Secure the tip in place by using the locking pin.
4. Insert the tip of the ManUp Key into the key slot of the manhole. Turn the key 90 degrees to lock it in place. Do not lean over, bend or use the ManUp Key as a lever at any time.
5. Stand in front of the manhole with a straight back and your legs parallel to your hips. **Do not stand on the manhole.**
6. Taking a firm grip of both handles, lift with a sharp upward action using only your arms. The ManUp Key will travel upwards exerting a hammer-like effect on the manhole. This may need to be repeated several times to release more resistant manholes.
7. Once the manhole has been freed, use an alternative piece of equipment to manoeuvre the cover.

Important information


1. This key is designed to release manholes that are stuck. It is not suitable for lifting or replacing covers once they have been released.
2. **DO NOT** use the key if you can see damage to the key or tip, or if there are any parts missing as this may result in injury.
3. **DO NOT** use the key if you are suffering from any health condition which may be worsened by strenuous activity.
4. **ONLY** use genuine ManUp Key tips. Replace tips immediately if they become damaged. Do not attempt to repair / weld broken tips. Genuine ManUp Key tips are specially forged.
5. The ManUp Key is only designed to be used by 1 person at any given time.
6. **DO NOT** hit the key with any other tool or device.
7. Never attempt to repair the ManUp Key yourself.

For replacement tips for the ManUp key, please call FT Pipeline Systems 01543 416024



The Patented ManUp Key – A slide hammer action access cover releasing tool for stubborn manholes


ManUp Key – Bar Only - 001BAR	
Dimensions (L x D)	800 x 35mm
Handle Width	280mm
Weight	6.3kg
Material	Plated Steel
<input type="checkbox"/> Light Duty <input type="checkbox"/> Medium Duty <input checked="" type="checkbox"/> Heavy Duty	



Used with:	
<input checked="" type="checkbox"/>	Drainage
<input type="checkbox"/>	Gas
<input type="checkbox"/>	Electricity
<input type="checkbox"/>	Telecoms
<input checked="" type="checkbox"/>	Pest Control
<input checked="" type="checkbox"/>	Fire Service
<input checked="" type="checkbox"/>	Drinking Water

One of the most commonly used access cover key shapes world wide. Will fit most covers that have an approximately 30mm sized keyhole

32mm Flat Tip - 002F32	
Dimensions (L x D)	160 x 20mm
Head Size	32 x 6 x 16mm
Weight	0.3kg
Material	Hardened Steel
<input type="checkbox"/> Light Duty <input type="checkbox"/> Medium Duty <input checked="" type="checkbox"/> Heavy Duty	



Used with:	
<input checked="" type="checkbox"/>	Drainage
<input type="checkbox"/>	Gas
<input type="checkbox"/>	Electricity
<input type="checkbox"/>	Telecoms
<input checked="" type="checkbox"/>	Pest Control
<input checked="" type="checkbox"/>	Fire Service
<input checked="" type="checkbox"/>	Drinking Water

Designed to fit any manhole cover with a keyhole size of approximately 20mm.


22mm Flat Tip - 003F22	
Dimensions (L x D)	160 x 20mm
Head Size	22 x 6 x 10
Weight	0.3kg
Material	Steel
<input type="checkbox"/> Light Duty <input checked="" type="checkbox"/> Medium Duty <input type="checkbox"/> Heavy Duty	



Used with:	
<input checked="" type="checkbox"/>	Drainage
<input type="checkbox"/>	Gas
<input type="checkbox"/>	Electricity
<input type="checkbox"/>	Telecoms
<input checked="" type="checkbox"/>	Pest Control
<input type="checkbox"/>	Fire Service
<input type="checkbox"/>	Drinking Water

Designed for use on access covers commonly found indoors that have threaded keyholes.

12mm Threaded Tip - 004T12	
Dimensions (L x D)	160 x 20mm
Thread Size	M12 x 20mm
Weight	0.3kg
Material	Steel
<input type="checkbox"/> Light Duty <input checked="" type="checkbox"/> Medium Duty <input type="checkbox"/> Heavy Duty	




Designed for use on access covers commonly found indoors that have threaded keyholes.

Used with:

- Drainage
- Gas
- Electricity
- Telecoms
- Pest Control
- Fire Service
- Drinking Water

10mm Threaded Tip - 005T10	
Dimensions (L x D)	160 x 20mm
Thread Size	M10 x 20mm
Weight	0.3kg
Material	Steel
<input type="checkbox"/> Light Duty <input checked="" type="checkbox"/> Medium Duty <input type="checkbox"/> Heavy Duty	



A 10mm 'J' shaped hook can be used on many different types of access covers and gulleys.

Used with:

- Drainage
- Gas
- Electricity
- Telecoms
- Pest Control
- Fire Service
- Drinking Water

10mm J Tip - 007J10	
Dimensions (L x D)	174 x 20mm
Head Size	20mm (L) x 10mm (D) 'J' Shape
Weight	0.3kg
Material	Steel
<input type="checkbox"/> Light Duty <input checked="" type="checkbox"/> Medium Duty <input type="checkbox"/> Heavy Duty	

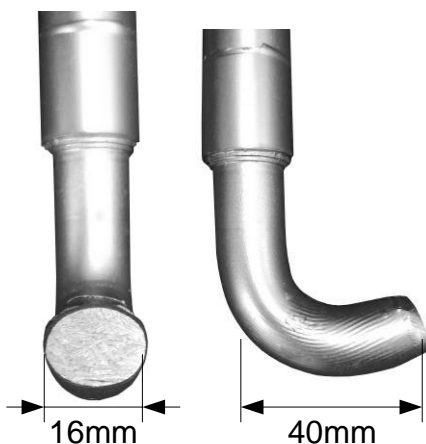


An 8mm 'J' shaped hook can be used on many different types of access covers and gulleys.

Used with:

- Drainage
- Gas
- Electricity
- Telecoms
- Pest Control
- Fire Service
- Drinking Water

8mm J Tip - 006J08	
Dimensions (L x D)	174 x 20mm
Head Size	20mm (L) x 8mm (D) 'J' Shape
Weight	0.3kg
Material	Steel
<input checked="" type="checkbox"/> Light Duty <input type="checkbox"/> Medium Duty <input type="checkbox"/> Heavy Duty	

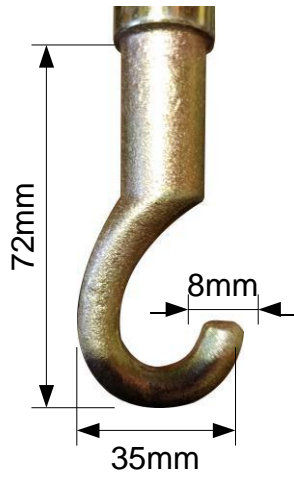


A 16mm 'J' shaped hook can be used on many different types of access covers and gulleys.

Used with:

- Drainage
- Gas
- Electricity
- Telecoms
- Pest Control
- Fire Service
- Drinking Water

16mm J Tip - 013J16	
Dimensions (L x D)	174 x 40mm
Head Size	40mm (L) x 16mm (D) 'J' Shape
Weight	0.3kg
Material	Steel
<input type="checkbox"/> Light Duty <input type="checkbox"/> Medium Duty <input checked="" type="checkbox"/> Heavy Duty	




Generally used within the Australian market, 8mm 'C' Shaped Hook for use in many different kinds of light gully covers.

- Used with:**
- Drainage
 - Gas
 - Electricity
 - Telecoms
 - Pest Control
 - Fire Service
 - Drinking Water

8mm Hooked Tip - 010CHK

Dimensions (L x D)	182 x 20mm
Head Size	8mm Hook
Weight	0.3kg
Material	Steel
<input checked="" type="checkbox"/> Light Duty <input type="checkbox"/> Medium Duty <input type="checkbox"/> Heavy Duty	




The stop tap valve key, designed specifically for use with the ManUp Key's slide hammer action to prevent the key getting stuck on valves.

- Used with:**
- Drainage
 - Gas
 - Electricity
 - Telecoms
 - Pest Control
 - Fire Service
 - Drinking Water

Fire Hydrant Valve Key - 011HYD

Dimensions (L x D)	200 x 20mm
Head Size	50mm x 50mm Tapered Square
Weight	0.5kg
Material	Steel
<input type="checkbox"/> Light Duty <input type="checkbox"/> Medium Duty <input checked="" type="checkbox"/> Heavy Duty	




The 30mm Oval tip, originally designed for use in Australia, will fit any manhole or access cover with a 31mm x 15mm oval shaped keyhole.

- Used with:**
- Drainage
 - Gas
 - Electricity
 - Telecoms
 - Pest Control
 - Fire Service
 - Drinking Water

31mm Oval Tip - 008Ø30

Dimensions (L x D)	160 x 20mm
Head Size	31mm (L) x 15mm (D) Oval Shape
Weight	0.3kg
Material	Steel
<input type="checkbox"/> Light Duty <input type="checkbox"/> Medium Duty <input checked="" type="checkbox"/> Heavy Duty	



The 20mm Oval tip, originally designed for use with telecom access covers, will fit any access cover with a 20mm x 10mm oval shaped keyhole.

- Used with:**
- Drainage
 - Gas
 - Electricity
 - Telecoms
 - Pest Control
 - Fire Service
 - Drinking Water

20mm Oval Tip - 009Ø20

Dimensions (L x D)	160 x 20mm
Head Size	20mm (L) x 10mm (D) Oval Shape
Weight	0.3kg
Material	Steel
<input type="checkbox"/> Light Duty <input checked="" type="checkbox"/> Medium Duty <input type="checkbox"/> Heavy Duty	

“ This is so much better than attacking the edges of the manhole with a hammer and chisel or screwdriver. Hopefully the Welsh inventors of the ManUp Key will win some kind of award from the Welsh Development Agency for services to man and his holes! ”

- Roger Bisby, Professional Builder Magazine

Why Hammer Down?




When you can hammer up!

Costs Less

“ I go straight for this (the key) and they always come up! ”

The ManUp Key replaces many other tools needed to raise stubborn manholes, no broken man-holes, it means no other agencies need to be commissioned, all tips available to fit one device . . .

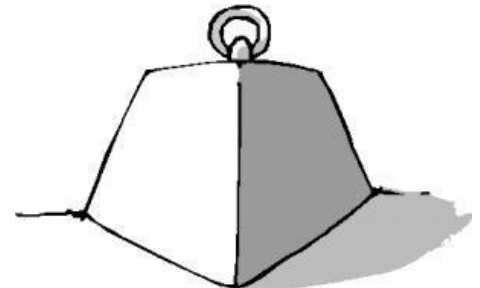
An indicative cost of a broken man-hole – labour, fuel, parts = £1850



Weighs Less

The ManUp Key replaces many other heavy releasing and raising tools, all tips available to fit one device often replacing many keys needed to raise stubborn manholes . . .

An indicative weight reduction of 50%



Saves Time

“ This has saved us time on the job ”

The ManUp Key is proven to lift stubborn man-hole covers almost every time, saving time in hammering down, chiseling around the edges, requiring large tools and specialised equipment and further agencies

An indicative time saving on stubborn man-holes = 145 hrs per annum



Saves 'You'

“ Then another colleague said, “look at his straight back” and the job was done ”

Due to the upright position and the ability to get the ManUp Key to do the work

There are more than 350 back injuries per year in the drainage industry



Your ManUp Key Reseller is:



ft pipeline systems

Tel: 07931 723465 / 01543 416024

Email: nshaw@ftpipelinesystems.co.uk

www.ftpipelinesystems.co.uk

Unit 6b Eastern Park, Eastern Avenue, Lichfield,
Staffordshire, WS13 7SY

“ This has saved us time on the job and is a lot safer than using pry bars. An excellent piece of equipment that all our engineers will now be carrying in their vans. ”

Jason Cornock, DynoRod

“ We used the Manup Key on an estate today where a lot of the Manholes were seized. As a whole the Manup Key saves us a lot of time freeing up manhole covers. More importantly, this was achieved in a safer manner than using hammer and chisel, wrecking bar, sledge hammer, crow bar or WD40 ”